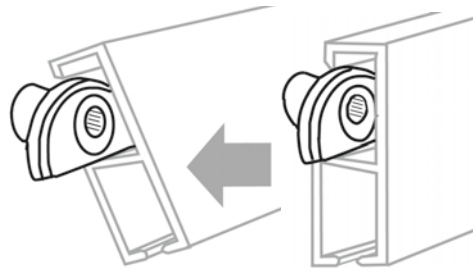


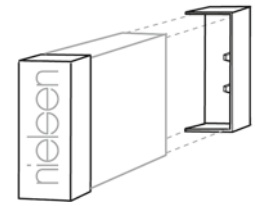
## Aufbauanleitung



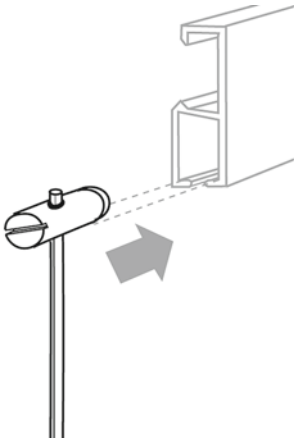
Wandklemme mit Unterlegscheibe – Art. 51650



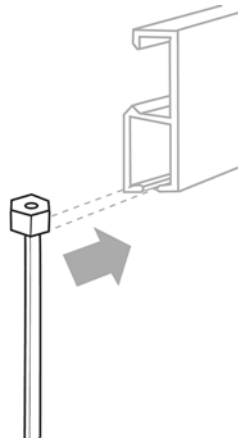
Montage der Galerieschiene



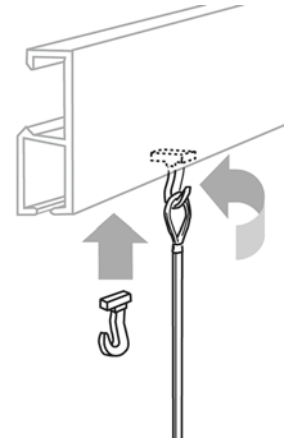
Endkappen



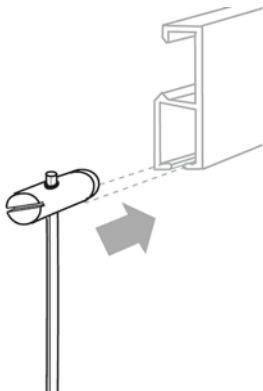
Perlenseil mit Schraubgleiter max. 7 kg – Art. 51653



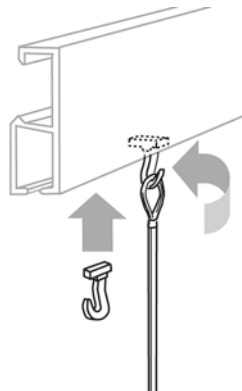
Perlenseil mit Tellergleiter max. 5 kg – Art. 51672



Perlenseil mit Schlaufe für Gleithaken max. 5kg – Art. 51657



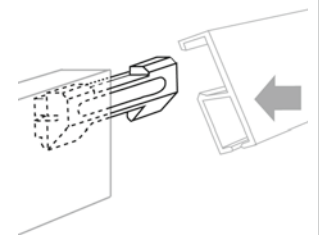
Stahlseil mit Schraubgleiter max. 7 kg – Art. 51607



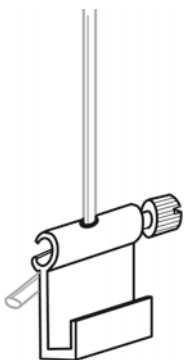
Stahlseil mit Schlaufe für Gleithaken max. 7 kg – Art. 51617



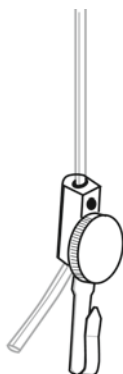
Easy Hanger max. 7 kg – Art. 51737



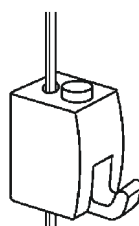
Schienenverbinder – Art. 51665



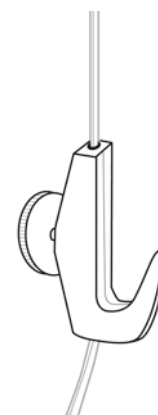
max. 5 kg – Art. 51651



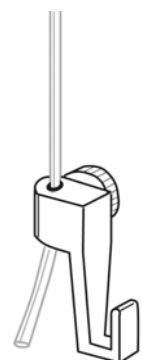
max. 2,5 kg – Art. 51654



max. 7 kg – Art. 51736



max. 7 kg – Art. 51655



max. 5 kg – Art. 51656